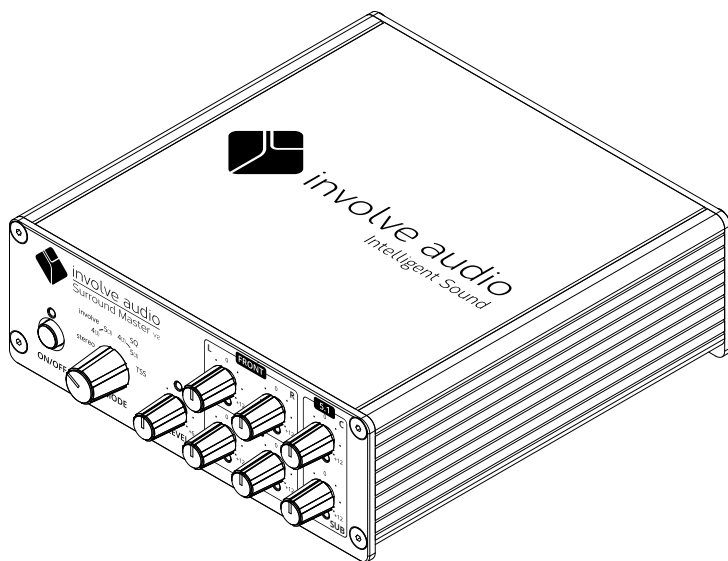


Surround Master V3

User Manual - SM3-224





involve audio

Intelligent Sound

Your Surround Master is the product of over 100 years of audio engineering experience. The Surround Master is based on patented Involve technology which reproduces sound recordings so accurately that if better technology were invented, your ear would not be able to tell the difference.

KEY FEATURES of your Surround Master

- Creates a surround sound experience from any stereo recording, even if it wasn't originally recorded in surround sound
- Reproduces every sound that was recorded, including subtle sounds other systems cannot pickup
- Produces a true 360-degree circular surround sound accurately
- Provides a surround solution for 2, 4, 4.1 or 5.1 speaker systems
- Only system able to fully decode **Involve Encode** encoded content
- Separates the centre channel in 5.1 systems better than any other product
- Eliminates the need for multiple decoders i.e. DPLII, DTS, SRS, cinema, hall or other artificial modes.

This manual describes how to setup and use your Involve Audio Surround Master V3 and the various modes, controls, parameters, inputs and outputs to upgrade your home Hi-Fi system so you can enjoy a full rich surround sound not previously available.

Welcome to a whole new world of sound!



WARNING: To reduce the risk of fire or electrical shock, do not expose the product to rain or moisture.

WARNING: The apparatus shall not be exposed to dripping or splashing, and objects filled with liquids, such as vases, shall not be placed on the apparatus. As with any electronic products, use care not to spill liquids into any part of the system. Liquids can cause a failure and/or a fire hazard.

WARNING: No naked flame sources, such as lighted candles, should be placed on any part of the system.

These **CAUTION** marks are located on your Surround Master V3 enclosure:

PLEASE NOTE : THERE ARE NO USER SERVICEABLE COMPONENTS CONTAINED WITHIN THE SM2-224-01

The exclamation point within an equilateral triangle, as marked on the system, is intended to alert the user to the presence of important operating and maintenance instructions in this owner's guide.



The lightning flash with arrowhead symbol within an equilateral triangle alerts the user to the presence of uninsulated, dangerous voltage within the system enclosure that may be of sufficient magnitude to constitute a risk of electrical shock.

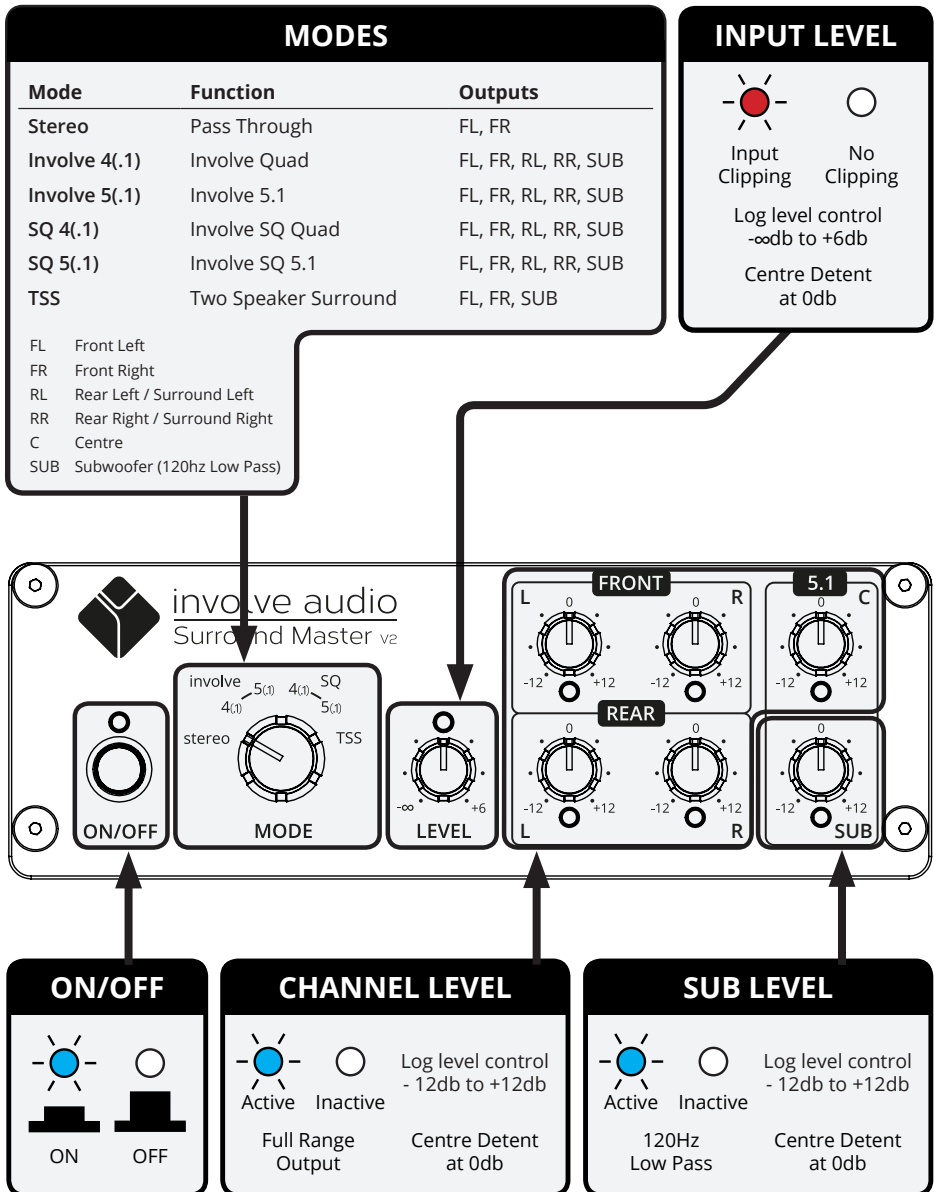
Please read this guide

Please take the time to follow the instructions in this guide carefully. It will help you set up and operate your Surround Master V3 properly and enjoy all of its advanced features.

Computer programs embodied in this equipment
Copyright Involve Audio 2014

U.S. Patent #: US9111528B2
Int. Patent #: WO2011/069205A1

Controls



Modes

The Surround Master V3 features a number of modes to enable a large decode range. Every mode (other than Stereo) uses Involve's patented Involve Decode process to produce surround sound in as near to recorded quality as possible.

Stereo

Stereo passthrough mode provides a way to listen to your audio without the Involve Decode process. When in Stereo passthrough mode the audio is diverted straight from the INPUT to the Front Left and Front Right Channels.

This mode is provided for troubleshooting and so you can do direct A/B comparisons between the source material with and without Involve Decode.

Involve 4(.1)

Involve 4(.1) is our recommended mode and presents audio in it's purest form. Use this mode for decoding standard stereo recordings or down-mixes and matrix encoded formats such as QS, DPLII, EV, DY and Ambisonics. And of course this mode will decode Involve Encoded material perfectly.

Involve 5(.1)

Use Involve 5(.1) when you would like the addition of a centre channel for your system. This channel is a true centre and not just a summation of front left and front right channels.

SQ 4(.1)

SQ 4(.1) is designed for decoding SQ content to quadraphonic audio. It uses the Involve Decode with extra decoding techniques required to decode SQ material.

SQ 5(.1)

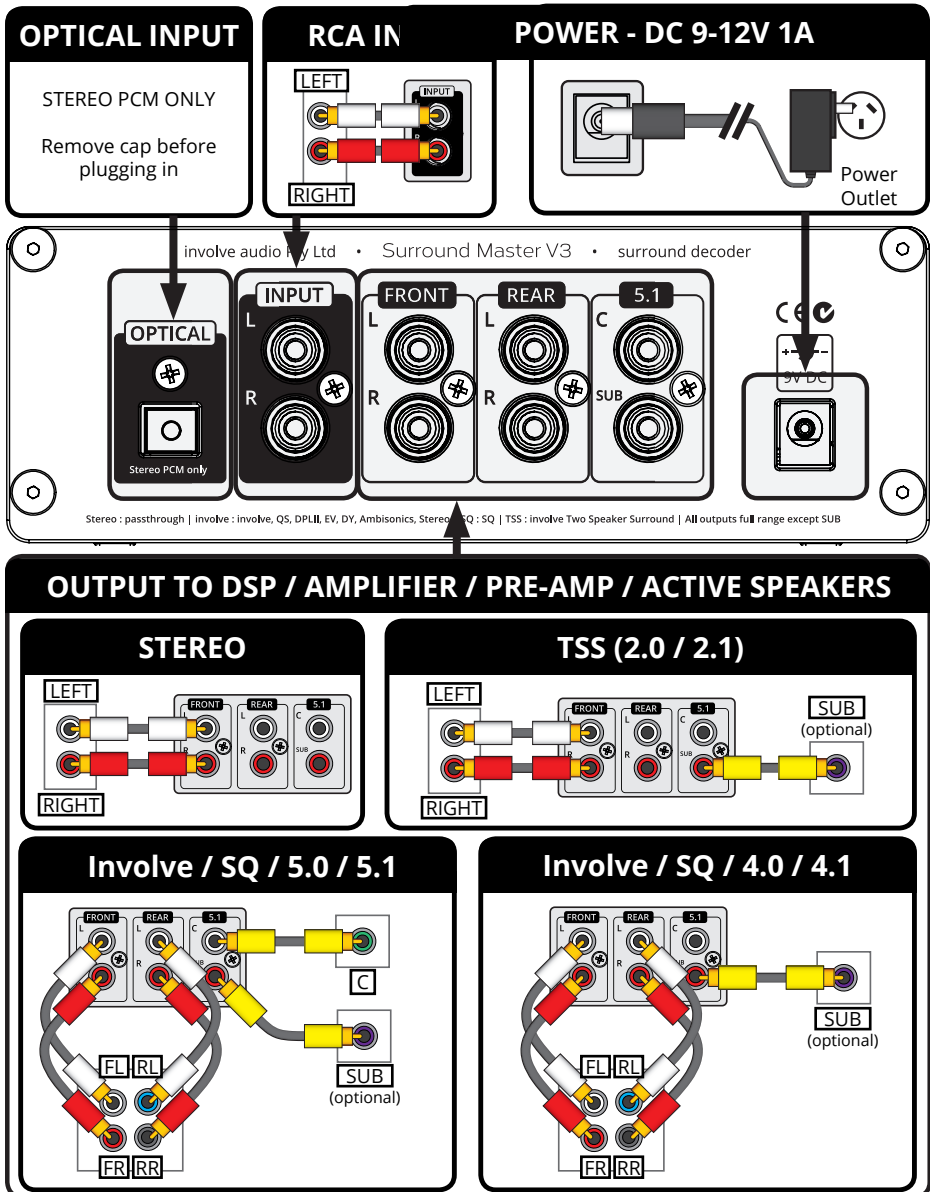
As with Involve 5(.1) a centre channel can be added for SQ encoded material.

Involve TSS

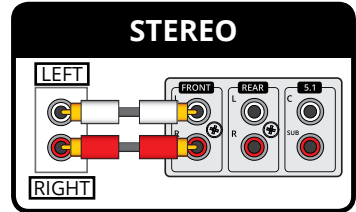
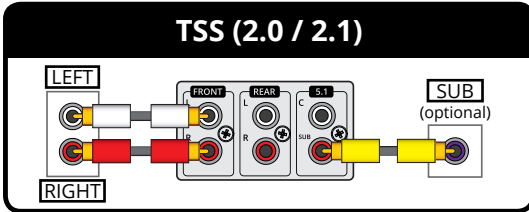
Involve TSS is a surround sound virtualisation technology that creates an immersive sound field from two speakers. Involve TSS differs from the competition by maintaining an unabridged frequency range and the natural timbre of the sound.

Use this mode when you only have two speakers available but would like the immersive experience of surround sound.

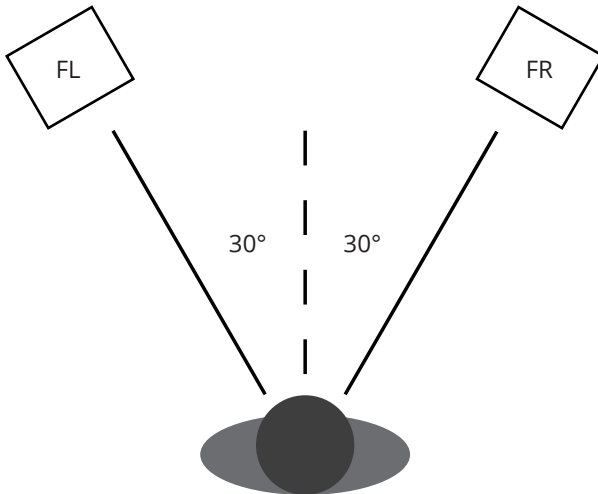
Connections & Setup



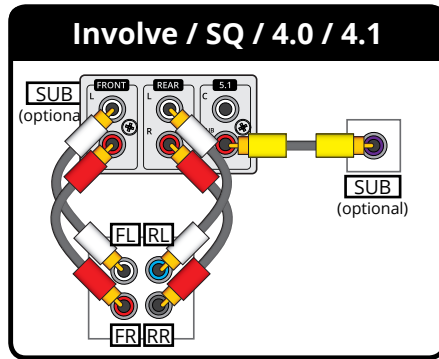
STEREO / TSS Setup



Position the speakers as you would with a conventional stereo setup with the listener between 1 to 2 speaker separation widths in front of the speaker. Ensure you are sitting exactly at the half-way point of the two speakers. Note that the 2-channel surround effect works outside this zone but the effect is reduced and varies with the listener

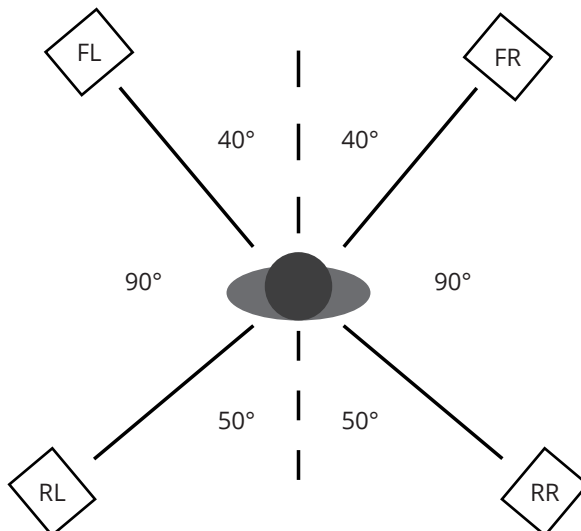


Involve / SQ / 4.0 / 4.1 Setup

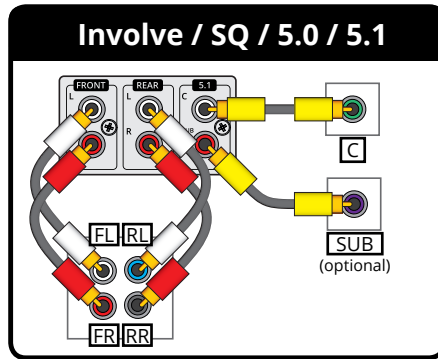


Situate your speakers evenly in the four corner positions, an equal distance from the listener - for a most realistic and truly circular surround we recommend that the listener sits as close as possible to the central position between all speakers in the room. Since many room arrangements don't suit the placement of rear speakers behind the seated position, the rear speakers may need to be placed more to the sides but still behind the listener.

The FL, FR, RL and RR channels are all full range. You may also use a sub woofer with this configuration.



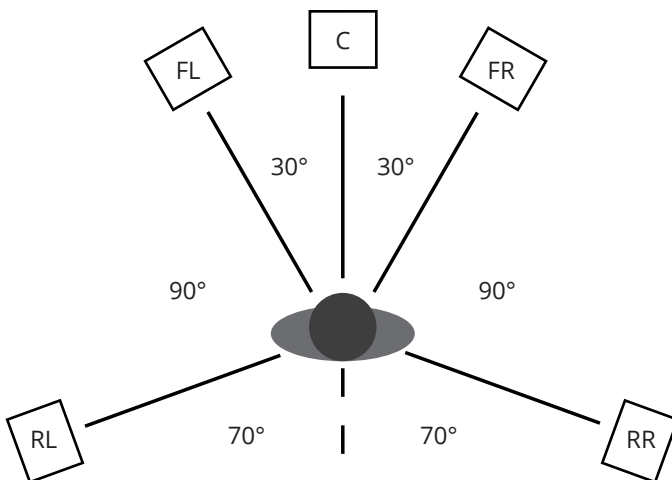
Involve / SQ / 5.0 / 5.1 Setup



Please refer to the diagram to the right for the standard arrangement for 5.1 surround sound configuration used in most systems.

Wherever possible and practical, we suggest using the 4-channel setup as shown in the **Involve / SQ / 4.0 / 4.1 System Setup** diagram with the centre speaker in the usual position.

The FL, FR, RL, RR and C channels are all full range. You may also use a sub woofer with this configuration.



Specifications

Power Input	9-12VDC (9VDC recommended)
Power Consumption	500ma
Inputs	Unbalanced Stereo RCA Stereo PCM OPTICAL SPDIF
Output	Unbalanced 6 channel RCA
Signal to Noise Ratio	100dB
Weight (packaged)	Less than 1kg / 2 Lbs
Input Level	2.5 V peak with clip indication
Output Level	2.5 V peak
Input Impedance	10 K Ohms
THD	Less than 0.1%
Frequency Response (stereo bypass mode)	DC 100kHz
Frequency Response (all surround modes)	20 Hz - 20KHz 1db
Slew Rate	20V per microsecond
Dimensions	165 x 57 x 188 (W x H x D mm)
Weight	<1KG



involve audio
Intelligent Sound

Involve Audio Pty Ltd
2 Shearson Cres, Mentone, Australia
info@Involveaudio.com
www.Involveaudio.com

Revision: V2.0
Document Number: IA-020
Publication Date: 30 JUNE 2021



involve audio

Intelligent Sound